



Results Summary

EVENT NO. 26

Record	Name	NPC Code	Location	Date
WR	1:02.36 Minimum Standard	IPC		15 AUG 2012

Rank	Heat	Lane	Name	Sport Class	NPC Code	R.T.	50m	Time	Time Behind
1	1	6	LEE In Kook	S14	KOR	0.68	29.85	1:03.32 33.47	Q
2	2	4	EVERS Marc	S14	NED	0.72	31.30	1:03.42 32.12	0.10 Q
3	2	5	MOORES Aaron	S14	GBR	0.66	30.77	1:04.80 34.03	1.48 Q
4	3	4	NAGAO Tomoyuki	S14	JPN	0.68	30.30	1:05.00 34.70	1.68 Q
5	3	5	FOX Daniel	S14	AUS	0.74	31.75	1:05.58 33.83	2.26 Q
6	2	6	AU Kai Lun	S14	HKG	0.71	31.50	1:05.69 34.19	2.37 Q
7	1	5	PROCTER Ben	S14	GBR	0.65	31.15	1:06.01 34.86	2.69 Q
8	2	3	TANG Wai Lok	S14	HKG	0.64	30.98	1:06.11 35.13	2.79 Q
9	1	3	LEE Tsun Sang	S14	HKG	0.62	32.30	1:06.25 33.95	2.93
10	1	4	TSUGAWA Takuya	S14	JPN	0.63	31.48	1:06.77 35.29	3.45
11	3	6	VERA MORAN Alberto Jesus	S14	VEN	0.69	31.61	1:06.97 35.36	3.65
12	3	3	RODGIE Craig	S14	GBR	0.61	31.71	1:07.03 35.32	3.71
13	2	2	HEATH Michael	S14	CAN	0.60	33.01	1:08.42 35.41	5.10
14	1	2	KILDUFF Mitchell	S14	AUS	0.78	32.75	1:08.49 35.74	5.17
15	3	2	VANDEPUT Yannick	S14	BEL	0.74	33.29	1:09.02 35.73	5.70
16	3	7	LEHMANN Andre	S14	GER	0.70	32.53	1:09.95 37.42	6.63
17	2	7	SVERRISSON Jon Margeir	S14	ISL	0.64	33.24	1:10.72 37.48	7.40

LEGEND

PR Paralympic record

Q Qualified for the next phase

R.T. Reaction time

WR World record



Results Summary

EVENT NO. 27

Record	Name	NPC Code	Location	Date
WR	1:07.63 Minimum Standard	IPC		15 AUG 2012

Rank	Heat	Lane	Name	Sport Class	NPC Code	R.T.	50m	Time	Time Behind
1	3	5	DAVIES Chloe	S14	GBR	0.64	33.63	1:09.22 35.59	Q
2	3	4	van der KULK Marlou	S14	NED	0.65	33.48	1:09.98 36.50	0.76 Q
3	2	5	APPLEGATE Jessica-Jane	S14	GBR	0.70	34.53	1:10.32 35.79	1.10 Q
4	2	4	FIRTH Bethany	S14	IRL	0.65	33.12	1:10.33 37.21	1.11 Q
5	1	4	CLARKE Kayla	S14	AUS	0.68	34.87	1:11.29 36.42	2.07 Q
6	1	5	CORRY Taylor	S14	AUS	0.67	34.46	1:11.70 37.24	2.48 Q
7	3	3	MASSEY Natalie	S14	GBR	0.58	34.88	1:11.89 37.01	2.67 Q
8	2	3	LEUNG Shu Hang	S14	HKG	0.68	36.19	1:14.09 37.90	4.87 Q
9	1	3	LEO Kara	S14	AUS	0.77	38.02	1:17.15 39.13	7.93
10	2	2	LINDBERG Pernilla	S14	SWE	0.77	38.37	1:18.38 40.01	9.16
11	3	6	CHOW Yuen Ying	S14	HKG	0.63	37.62	1:18.79 41.17	9.57
12	1	6	KASKO Kirstie	S14	CAN	0.60	37.18	1:19.84 42.66	10.62
13	2	6	MEDARTS Tamara	S14	BEL	0.59	39.07	1:20.61 41.54	11.39
14	1	2	STEFANSDOTTIR Kolbrun Alda	S14	ISL	0.78	39.57	1:21.61 42.04	12.39
15	3	7	ALONSO MORALES Michelle	S14	ESP	0.64	39.48	1:22.71 43.23	13.49
16	2	7	DIAZ de la VEGA PARRA Mariana	S14	MEX	0.79	40.32	1:24.26 43.94	15.04
17	1	7	MIKOVA Adela	S14	CZE	0.85	40.46	1:26.06 45.60	16.84
	3	2	MURPHY Jana	S14	CAN			DNS	


LEGEND

DNS Did not start
WR World record

PR Paralympic record

Q Qualified for the next phase

R.T. Reaction time



Results

EVENT NO. 26

Record	Name	NPC Code	Location	Date
WR	1:02.36 Minimum Standard	IPC		15 AUG 2012

Rank	Lane	Name	Sport Class	NPC Code	R.T.	50m	Time	Time Behind
1	5	EVERS Marc	S14	NED	0.61	(2) 30.48	1:01.85	WR,ER
2	3	MOORES Aaron	S14	GBR	0.65	(3) 30.64	1:04.44	2.59
3	7	AU Kai Lun	S14	HKG	0.66	(7) 31.42	1:04.53	2.68
4	2	FOX Daniel	S14	AUS	0.79	(8) 31.81	1:05.76	3.91
5	1	PROCTER Ben	S14	GBR	0.65	(5) 31.30	1:05.88	4.03
6	4	TSUGAWA Takuya	S14	JPN	0.60	(6) 31.37	1:05.89	4.04
7	8	TANG Wai Lok	S14	HKG	0.62	(4) 30.83	1:06.31	4.46
8	6	NAGAO Tomoyuki	S14	JPN	0.66	(1) 29.70	1:07.25	5.40

LEGEND

ER European record PR Paralympic record R.T. Reaction time WR World record



Results

EVENT NO. 27

Record	Name	NPC Code	Location	Date
WR	1:07.63 Minimum Standard	IPC		15 AUG 2012


Rank	Lane	Name	Sport Class	NPC Code	R.T.	50m	Time	Time Behind
1	6	FIRTH Bethany	S14	IRL	0.64	(1) 32.76	1:08.93 36.17	
2	7	CORRY Taylor	S14	AUS	0.63	(3) 33.24	1:09.46 36.22	0.53
3	5	van der KULK Marlou	S14	NED	0.64	(2) 33.11	1:09.50 36.39	0.57
4	3	APPLEGATE Jessica-Jane	S14	GBR	0.75	(5) 34.22	1:09.58 35.36	0.65
5	4	DAVIES Chloe	S14	GBR	0.62	(4) 33.74	1:10.10 36.36	1.17
6	2	CLARKE Kayla	S14	AUS	0.66	(6) 34.37	1:11.04 36.67	2.11
7	1	MASSEY Natalie	S14	GBR	0.60	(7) 35.10	1:12.87 37.77	3.94
8	8	LEUNG Shu Hang	S14	HKG	0.60	(8) 35.54	1:13.44 37.90	4.51

LEGEND

PR Paralympic record

R.T. Reaction time

WR World record



Results Summary

EVENT NO. 48

Record	Name	NPC Code	Location	Date
WR	2:00.10 Minimum Standard	IPC		15 AUG 2012

Rank	Heat	Lane	Name	Sport Class	NPC Code	R.T.	50m	100m	150m	Time	Time Behind
1	3	4	FOX Daniel	S14	AUS	0.79	26.66	57.14	1:29.29	2:00.11	Q
2	2	5	SVERRISSON Jon Margeir	S14	ISL	0.73	27.79	57.73	1:29.08	2:00.32	0.21 Q
3	2	4	CHO Wonsang	S14	KOR	0.67	27.83	57.80	1:29.05	2:00.47	0.36 Q
4	1	4	PEPPER Daniel	S14	GBR	0.70	28.21	59.11	1:30.47	2:01.94	1.83 Q
5	1	5	PROCTER Ben	S14	GBR	0.87	27.53	58.08	1:29.92	2:01.97	1.86 Q
6	3	5	EVERS Marc	S14	NED	0.86	28.87	59.74	1:31.61	2:03.03	2.92 Q
7	3	3	TANG Wai Lok	S14	HKG	0.83	27.97	58.46	1:30.93	2:03.71	3.60 Q
8	1	3	KILDUFF Mitchell	S14	AUS	0.78	29.32	1:01.94	1:33.65	2:04.64	4.53 Q
9	2	3	RODGIE Craig	S14	GBR	0.74	28.01	59.00	1:31.51	2:05.59	5.48
10	3	2	LEE Tsun Sang	S14	HKG	0.71	29.16	1:01.16	1:33.81	2:06.56	6.45
11	2	7	AU Kai Lun	S14	HKG	0.84	28.80	1:00.20	1:32.83	2:06.78	6.67
12	3	7	LEHMANN Andre	S14	GER	0.73	29.08	1:01.14	1:33.95	2:07.42	7.31
13	3	6	VANDEPUT Yannick	S14	BEL	0.74	29.03	1:00.84	1:34.21	2:07.47	7.36
14	3	1	LEE In Kook	S14	KOR	0.87	26.70	58.31	1:32.90	2:08.18	8.07
15	1	6	TANAKA Yasuhiro	S14	JPN	0.87	30.64	1:02.88	1:35.81	2:08.66	8.55
16	2	6	TSUGAWA Takuya	S14	JPN	0.95	29.23	1:01.00	1:34.78	2:09.31	9.20
17	1	7	HEATH Michael	S14	CAN	0.79	30.08	1:03.14	1:36.85	2:09.85	9.74
18	1	2	JUNG Yangmook	S14	KOR	0.82	29.69	1:02.73	1:36.53	2:09.98	9.87
19	2	2	VERA MORAN Alberto Jesus	S14	VEN	0.72	28.00	1:01.57	1:40.46	2:19.62	19.51

LEGEND

PR Paralympic record

Q Qualified for the next phase

R.T. Reaction time

WR World record



Results Summary

EVENT NO. 49

Record	Name	NPC Code	Location	Date
WR	2:11.82 Minimum Standard	IPC		15 AUG 2012

Rank	Heat	Lane	Name	Sport Class	NPC Code	R.T.	50m	100m	150m	Time	Time Behind
1	1	4	APPLEGATE Jessica-Jane	S14	GBR	0.77	31.45	1:05.67 34.22	1:40.82 35.15	2:14.31 33.49	Q
2	3	4	van der KULK Marlou	S14	NED	0.70	30.17	1:03.49 33.32	1:38.75 35.26	2:14.43 35.68	0.12 Q
3	2	4	CORRY Taylor	S14	AUS	0.81	30.36	1:04.01 33.65	1:39.74 35.73	2:14.99 35.25	0.68 Q
4	3	5	MASSEY Natalie	S14	GBR	0.78	31.53	1:06.18 34.65	1:41.31 35.13	2:16.21 34.90	1.90 Q
5	3	6	LINDBERG Pernilla	S14	SWE	0.84	32.09	1:06.28 34.19	1:41.42 35.14	2:16.39 34.97	2.08 Q
6	1	5	CLARKE Kayla	S14	AUS	0.82	31.34	1:05.45 34.11	1:40.96 35.51	2:16.52 35.56	2.21 Q
7	2	3	TOETERS Magda	S14	NED	0.88	31.51	1:05.75 34.24	1:41.40 35.65	2:17.11 35.71	2.80 Q
8	1	3	LEO Kara	S14	AUS	0.84	31.92	1:07.40 35.48	1:42.96 35.56	2:17.28 34.32	2.97 Q
9	2	5	DAVIES Chloe	S14	GBR	0.76	31.81	1:07.14 35.33	1:43.23 36.09	2:18.10 34.87	3.79
10	2	6	LEUNG Shu Hang	S14	HKG	0.78	32.80	1:07.84 35.04	1:44.71 36.87	2:21.51 36.80	7.20
11	1	2	ALONSO MORALES Michelle	S14	ESP	0.80	31.72	1:06.17 34.45	1:43.64 37.47	2:23.37 39.73	9.06
12	2	7	STEFANSDOTTIR Kolbrun Alda	S14	ISL	0.80	32.99	1:08.82 35.83	1:46.75 37.93	2:24.57 37.82	10.26
13	1	6	MURPHY Jana	S14	CAN	0.66	33.08	1:09.51 36.43	1:47.68 38.17	2:26.44 38.76	12.13
14	3	2	KASKO Kirstie	S14	CAN	0.70	33.73	1:09.33 35.60	1:47.30 37.97	2:27.25 39.95	12.94
15	2	2	MEDARTS Tamara	S14	BEL	0.79	33.93	1:11.69 37.76	1:51.12 39.43	2:30.10 38.98	15.79
16	3	7	CHOW Yuen Ying	S14	HKG	0.91	33.55	1:11.19 37.64	1:51.59 40.40	2:31.95 40.36	17.64
17	3	1	MIKOVA Adela	S14	CZE	0.86	33.98	1:12.45 38.47	1:53.01 40.56	2:32.06 39.05	17.75
18	1	7	DIAZ de la VEGA PARRA Mariana	S14	MEX	0.79	33.91	1:12.63 38.72	1:53.12 40.49	2:33.09 39.97	18.78
19	1	1	MANDIN Alicia	S14	FRA	0.85	32.42	1:10.84 38.42	1:54.23 43.39	2:41.50 47.27	27.19
20	2	1	TU Jo-Lin	S14	TPE	0.85	36.61	1:18.28 41.67	2:00.83 42.55	2:43.29 42.46	28.98
21	3	8	LALAMA VEGA Jessica Silvana	S14	ECU	0.95	36.24	1:18.28 42.04	2:01.75 43.47	2:45.06 43.31	30.75

LEGEND			
PR	Paralympic record	Q	Qualified for the next phase
R.T.	Reaction time	WR	World record




Results

EVENT NO. 48

Record	Name	NPC Code	Location	Date
WR	2:00.10 Minimum Standard	IPC		15 AUG 2012
PR	2:00.11 FOX Daniel	AUS	London (GBR)	2 SEP 2012

Rank	Lane	Name	Sport Class	NPC Code	R.T.	50m	100m	150m	Time	Time Behind
1	5	SVERRISSON Jon Margeir	S14	ISL	0.68	(2) 27.66	(1) 57.85 30.19	(1) 1:28.56 30.71	1:59.62	WR,PR,EF 31.06
2	4	FOX Daniel	S14	AUS	0.76	(1) 27.36	(2) 58.00 30.64	(2) 1:29.45 31.45	1:59.79	0.17 OC 30.34
3	3	CHO Wonsang	S14	KOR	0.62	(3) 27.72	(4) 58.25 30.53	(3) 1:29.55 31.30	1:59.93	0.31 AS 30.38
4	7	EVERS Marc	S14	NED	0.77	(7) 28.01	(8) 59.14 31.13	(7) 1:30.48 31.34	2:00.76	1.14 30.28
5	8	KILDUFF Mitchell	S14	AUS	0.75	(6) 27.81	(6) 58.93 31.12	(4) 1:30.15 31.22	2:01.09	1.47 30.94
6	1	TANG Wai Lok	S14	HKG	0.79	(5) 27.79	(5) 58.26 30.47	(5) 1:30.39 32.13	2:02.89	3.27 32.50
7	6	PEPPER Daniel	S14	GBR	0.73	(8) 28.30	(7) 59.03 30.73	(8) 1:30.65 31.62	2:03.27	3.65 32.62
8	2	PROCTER Ben	S14	GBR	0.87	(4) 27.73	(3) 58.15 30.42	(6) 1:30.43 32.28	2:03.30	3.68 32.87

LEGEND	
AS Asian record	ER European record
R.T. Reaction time	WR World record
	OC Oceanian record
	PR Paralympic record



Results

EVENT NO. 49

	Record Name	NPC Code	Location	Date
WR	2:11.82 Minimum Standard	IPC		15 AUG 2012
PR	2:14.31 APPLGATE Jessica-Jane	GBR	London (GBR)	2 SEP 2012

Rank	Lane	Name	Sport Class	NPC Code	R.T.	50m	100m	150m	Time	Time Behind
1	4	APPLGATE Jessica-Jane	S14	GBR	0.79	(3) 31.13	(4) 1:05.40 34.27	(3) 1:39.66 34.26	2:12.63	PR
2	3	CORRY Taylor	S14	AUS	0.82	(2) 30.70	(2) 1:04.54 33.84	(2) 1:39.20 34.66	2:13.18	0.55
3	5	van der KULK Marlou	S14	NED	0.68	(1) 30.38	(1) 1:03.73 33.35	(1) 1:38.81 35.08	2:14.80	2.17
4	7	CLARKE Kayla	S14	AUS	0.78	(7) 32.02	(7) 1:06.50 34.48	(6) 1:41.46 34.96	2:15.29	2.66
5	2	LINDBERG Pernilla	S14	SWE	0.85	(4) 31.24	(3) 1:04.97 33.73	(4) 1:39.90 34.93	2:15.33	2.70
6	6	MASSEY Natalie	S14	GBR	0.77	(5) 31.28	(5) 1:05.59 34.31	(5) 1:40.67 35.08	2:15.35	2.72
7	1	TOETERS Magda	S14	NED	0.91	(6) 31.65	(6) 1:06.19 34.54	(7) 1:41.92 35.73	2:17.70	5.07
8	8	LEO Kara	S14	AUS	0.82	(8) 32.69	(8) 1:08.50 35.81	(8) 1:43.88 35.38	2:18.04	5.41

LEGEND			
PR	Paralympic record	R.T.	Reaction time
WR	World record		



Results Summary

EVENT NO. 108

Record	Name	NPC Code	Location	Date
WR	1:09.11 Minimum Standard	IPC		15 AUG 2012

Rank	Heat	Lane	Name	Sport Class	NPC Code	R.T.	50m	Time	Time Behind
1	2	4	TANAKA Yasuhiro	SB14	JPN	0.78	32.14	1:07.08 34.94	WR,PR,AS Q
2	1	3	PAVLENKO Artem	SB14	RUS	0.73	31.65	1:08.08 36.43	1.00 ER Q
3	2	5	EVERS Marc	SB14	NED	0.79	32.49	1:08.46 35.97	1.38 Q
4	2	3	ELIASON Richard	SB14	AUS	0.77	32.93	1:09.92 36.99	2.84 Q
5	1	4	JUNG Yangmook	SB14	KOR	0.81	33.31	1:10.16 36.85	3.08 Q
6	2	6	MOORES Aaron	SB14	GBR	0.82	32.88	1:11.10 38.22	4.02 Q
7	1	5	PEPPER Daniel	SB14	GBR	0.73	32.68	1:11.27 38.59	4.19 Q
8	1	1	AU Kai Lun	SB14	HKG	0.85	33.86	1:12.79 38.93	5.71 Q
9	1	6	VERA MORAN Alberto Jesus	SB14	VEN	0.71	31.80	1:13.21 41.41	6.13
10	1	7	LEE Tsun Sang	SB14	HKG	0.69	34.38	1:13.87 39.49	6.79
11	2	7	SVERRISSON Jon Margeir	SB14	ISL	0.72	33.95	1:13.91 39.96	6.83
12	1	2	JENSEN Ragnvaldur	SB14	FRO	0.85	34.01	1:13.92 39.91	6.84
13	2	2	HEATH Michael	SB14	CAN	0.77	35.09	1:16.09 41.00	9.01
14	1	8	TANG Wai Lok	SB14	HKG	0.90	36.08	1:17.21 41.13	10.13
15	2	8	VANDEPUT Yannick	SB14	BEL	0.80	36.96	1:18.57 41.61	11.49
16	2	1	KILDUFF Mitchell	SB14	AUS	0.79	36.31	1:19.16 42.85	12.08

LEGEND							
AS	Asian record	ER	European record	PR	Paralympic record	Q	Qualified for the next phase
R.T.	Reaction time	WR	World record				



Results Summary

EVENT NO. 109

Record	Name	NPC Code	Location	Date
WR	1:17.42 Minimum Standard	IPC		15 AUG 2012

Rank	Heat	Lane	Name	Sport Class	NPC Code	R.T.	50m	Time	Time Behind
1	3	4	ALONSO MORALES Michelle	SB14	ESP	0.79	35.73	1:18.78	PR
								43.05	Q
2	2	4	TOETERS Magda	SB14	NED	0.82	37.92	1:20.51	1.73 Q
								42.59	
3	3	5	LEUNG Shu Hang	SB14	HKG	0.78	38.47	1:21.96	3.18 Q
								43.49	
4	2	3	CLARKE Kayla	SB14	AUS	0.84	38.94	1:23.36	4.58 Q
								44.42	
5	1	5	van der KULK Marlou	SB14	NED	0.69	39.28	1:23.45	4.67 Q
								44.17	
6	2	5	MEDARTS Tamara	SB14	BEL	0.79	38.14	1:23.51	4.73 Q
								45.37	
7	3	3	FOWLER Amanda	SB14	AUS	0.75	38.64	1:24.79	6.01 Q
								46.15	
8	3	6	MANDIN Alicia	SB14	FRA	0.84	40.39	1:25.62	6.84 Q
								45.23	
9	1	3	MASSEY Natalie	SB14	GBR	0.80	39.85	1:26.56	7.78
								46.71	
10	2	6	DIAZ de la VEGA PARRA Mariana	SB14	MEX	0.75	41.08	1:26.72	7.94
								45.64	
11	1	6	LINDBERG Pernilla	SB14	SWE	0.77	41.06	1:27.50	8.72
								46.44	
12	2	2	KASKO Kirstie	SB14	CAN	0.74	41.00	1:27.90	9.12
								46.90	
13	1	2	CHOW Yuen Ying	SB14	HKG	0.87	42.65	1:30.28	11.50
								47.63	
14	3	7	STEFANSDOTTIR Kolbrun Alda	SB14	ISL	0.86	41.53	1:30.58	11.80
								49.05	
15	3	2	MURPHY Jana	SB14	CAN	0.69	41.82	1:30.89	12.11
								49.07	
15	3	1	CORRY Taylor	SB14	AUS	0.81	42.26	1:30.89	12.11
								48.63	
17	1	7	MIKOVA Adela	SB14	CZE	0.87	43.66	1:33.57	14.79
								49.91	
18	2	7	TU Jo-Lin	SB14	TPE	0.83	47.57	1:40.49	21.71
								52.92	
	1	4	FIRTH Bethany	SB14	IRL			DNS	

LEGEND


DNS Did not start
WR World record

PR Paralympic record

Q Qualified for the next phase

R.T. Reaction time

FIRTH Bethany (IRL) medically withdrawn



Results

EVENT NO. 108

Record	Name	NPC Code	Location	Date
WR	1:07.08 TANAKA Yasuhiro	JPN	London (GBR)	6 SEP 2012
PR	1:07.08 TANAKA Yasuhiro	JPN	London (GBR)	6 SEP 2012

Rank	Lane	Name	Sport Class	NPC Code	R.T.	50m	Time	Time Behind
1	4	TANAKA Yasuhiro	SB14	JPN	0.75	(2) 31.66	1:06.69 35.03	WR,PR,AS
2	5	PAVLENKO Artem	SB14	RUS	0.73	(1) 31.43	1:08.38 36.95	1.69
3	3	EVERS Marc	SB14	NED	0.80	(3) 32.14	1:08.43 36.29	1.74
4	2	JUNG Yangmook	SB14	KOR	0.77	(6) 32.67	1:09.74 37.07	3.05
5	6	ELIASON Richard	SB14	AUS	0.84	(5) 32.29	1:09.96 37.67	3.27
6	7	MOORES Aaron	SB14	GBR	0.82	(4) 32.18	1:10.46 38.28	3.77
7	1	PEPPER Daniel	SB14	GBR	0.77	(7) 32.69	1:12.64 39.95	5.95
8	8	AU Kai Lun	SB14	HKG	0.87	(8) 33.58	1:13.54 39.96	6.85

LEGEND

AS Asian record

PR Paralympic record

R.T. Reaction time

WR World record




Aquatics Centre

THU 6 SEP 2012
18:31

Swimming

Women's 100m Breaststroke - SB14

Final



Results

EVENT NO. 109

Record	Name	NPC Code	Location	Date
WR	1:17.42 Minimum Standard	IPC		15 AUG 2012
PR	1:18.78 ALONSO MORALES Michelle	ESP	London (GBR)	6 SEP 2012

Rank	Lane	Name	Sport Class	NPC Code	R.T.	50m	Time	Time Behind
1	4	ALONSO MORALES Michelle	SB14	ESP	0.76	(1) 34.95	1:16.85 41.90	WR,PR,ER
2	5	TOETERS Magda	SB14	NED	0.84	(3) 37.71	1:20.64 42.93	3.79
3	3	LEUNG Shu Hang	SB14	HKG	0.77	(2) 37.55	1:21.21 43.66	4.36
4	6	CLARKE Kayla	SB14	AUS	0.76	(5) 38.51	1:22.87 44.36	6.02
5	1	FOWLER Amanda	SB14	AUS	0.73	(4) 38.02	1:23.30 45.28	6.45
6	2	van der KULK Marlou	SB14	NED	0.69	(7) 39.58	1:24.43 44.85	7.58
7	7	MEDARTS Tamara	SB14	BEL	0.78	(6) 39.43	1:24.58 45.15	7.73
8	8	MANDIN Alicia	SB14	FRA	0.82	(8) 40.19	1:25.51 45.32	8.66

LEGEND

ER European record

PR Paralympic record

R.T. Reaction time

WR World record